



**MICHIGAN**  
**LANGUAGE ASSESSMENT**

A1–B1

Listening

# **MET Go!**

## Teaching

Study & Practice

L3a, August 2020



**Cambridge Assessment**  
**English**



**UNIVERSITY OF MICHIGAN**

The following teacher notes accompany the classroom activities for practicing the skills needed to successfully complete task 3 on the MET Go! listening test.

## Listening Activity L3a

### Test Task

Answer questions about short conversations.

### Global Skills

- Understand the gist of a conversation.
- Select a picture that answers a question about a short conversation.

### Sub-skills

- Recognize vocabulary words in a single sentence.
- Recognize important vocabulary words central to a conversation.
- Understand significant details in a short conversation.

### Teaching Tips

- Structured practice for beginning levels (pre-A1 to A1)
- Multiple sentences or dialogues refer to the same set of pictures
- Activities A-B: Identify pictures from a set, based on single sentence descriptions.
- Activity C: Identify picture that answers a question based on a short 2-turn conversation.
- For advanced (A1–B1) students, skip to activity set C if preferred.

## Details

### A.1– A.3

#### Vocabulary Review/Warm up

Before reading the listening scripts, review all the vocabulary words associated with the images on the answer sheet.

- First: elicit all the words pictured, as an individual, partner, or whole-class activity. For illustrations with people, include action verbs and nouns.
- Next: brainstorm additional words or phrases associated with each picture. For a whole-class format, try this as a round-robin style question and answer activity.

#### Example:

*Student 1 to Student 2: What can you do with a camera?*

*Student 2: Take pictures*

*Student 2 (to Student 3): What can you do with a present?*

*Note: prepositions may change: what can you do at a playground?  
in a store?*

### Test Notes

- The conversation is always played twice on the test.
- Only one set of 3 pictures is included for each dialogue. For practice purposes, several sentences are included for each picture set. Answer choices may be repeated.

### Suggestions for Using These Materials

- For best results, use the image page on a projector or individual computer/device screens.
- Print out the question and answer sheets if desired. Black and white printed images will be adequate for completing the tasks.
- Associated audio files are not included at this time for the practice materials. Teachers should read each item from the listening script twice.

- Don't focus on grammatical accuracy or giving complete sentences, but on hearing the correct word and associating another word with it to reinforce the meaning and usage.

**Listening Practice**

- Read each numbered sentence twice in a conversational voice.
- For more advanced students ready for a challenge: read each sentence only once.
- Each of the images is labeled; students write the letter of the picture matching a word or description in the sentence on the blank for each item.

**B.****Vocabulary Review**

- Follow the same guidelines as above for Vocabulary Review A.
- Students can brainstorm the verbs associated with the things in each picture, for speaking and listening practice.

**Listening Practice**

- Read each dialogue twice.
- Read the question once. Students will hear and read the questions.

**C.****Paired Speaking and Listening Practice**

- Provide the gapped speaker 1 or speaker 2 script to each student and give the other version to the partner.
- Students take turns reading the sentences or conversations while their partner listens and selects the correct answer.

**Additional Teaching Suggestions**

- To reinforce this type of listening skill, use any available pictures or images of appropriate everyday vocabulary items and create simple sentences for students to listen to and identify the correct picture. Sentences could be a definition, a description of the item, a simple sentence using the target vocabulary word, or a brief dialogue followed by a question.

## Accompanying audio scripts: Full teacher's set

## A.1:

1. I love my new camera.
2. There's a new store downtown.
3. Would you like a salad?
4. Her computer isn't working.
5. I bought a birthday present for my friend today.
6. I really don't like pizza.
7. This soup is too hot!
8. The fruit in that painting is so colorful.
9. I dropped my camera! I hope it isn't broken.
10. Did you order the pizza yet?
11. There's a big tree in our front yard.
12. That salad with tomatoes looks good.

## A.2:

1. She's carrying some shopping bags.
2. She's at the playground with her son.
3. She has a shopping bag in each hand.
4. She has her hand on the boy's shoulder.
5. There's a new store downtown; I drove over there this morning.
6. Why don't you hang that picture up in the dining room?

## A.3:

1. You eat this with your hands.
2. You eat this with a fork.
3. You eat this with a spoon.
4. It is usually cold.
5. It is usually hot.
6. This is made in an oven.
7. It is served in a bowl or cup.
8. It can be served on a plate or in a bowl.
9. This is cut into pieces.
10. This has lettuce and vegetables in it.
11. I like soup when it's cold outside, not salad.
12. I don't feel like having soup today. Let's order pizza.
13. The soup looks good but it has milk in it. I can't eat cheese or milk, so no pizza for me either.
14. My mom likes salad for lunch, but she hates tomatoes, so I guess she'll want the soup.

## B.:

1. *M: That tree in your yard has gotten so big!*  
*F: Yes, I still remember when we planted it.*  
**What are they looking at?**
2. *F: Would you like to go shopping with me tomorrow?*  
*M: Where are you going?*  
*F: That new electronics store; I want to look at cameras. I really need a new one.*  
**What does the woman want?**
3. *M: You are lucky you live so close to everything. It makes shopping so easy.*  
*F: Yeah, especially because I really don't like driving; I'd much rather walk!*  
**What does she prefer to do?**
4. *F: How's your mom's new car?*  
*M: Oh, she loves it. She always wanted a red one.*  
**What does she have?**
5. *M: Are you going to the store later today?*  
*F: No I'm babysitting. I'll be at the playground.*  
**What will she do later?**

## Accompanying audio split scripts 1

## Speaking/Listening Pairwork Activity • Speaker 1

## A.1 • Speaker 1

1. I love my new camera.
3. Would you like a salad?
5. I bought a birthday present for my friend today.
7. This soup is too hot!
9. I dropped my camera! I hope it isn't broken.
11. There's a big tree in our front yard.

## A.2 • Speaker 1

1. She's carrying some shopping bags.
3. She has a shopping bag in each hand.
5. There's a new store downtown; I drove over there this morning.

## A.3 • Speaker 1

1. You eat this with your hands.
3. You eat this with a spoon.
5. It is usually hot.
7. It is served in a bowl or cup.
9. This is cut into pieces.
11. I like soup when it's cold outside, not salad.
13. The soup looks good but it has milk in it.  
I can't eat cheese or milk, so no pizza for me either.

## B • Speaker 1

1. *M: That tree in your yard has gotten so big!*  
*F: Yes, I still remember when we planted it.*  
**What are they looking at?**
3. *M: You are lucky you live so close to everything. It makes shopping so easy.*  
*F: Yeah, especially because I really don't like driving; I'd much rather walk!*  
**What does she prefer to do?**
5. *M: Are you going to the store later today?*  
*F: No I'm babysitting. I'll be at the playground.*  
**What will she do later?**

## Accompanying audio split scripts 2

## Speaking/Listening Pairwork Activity • Speaker 2

## A.1 • Speaker 2

2. There's a new store downtown.
4. Her computer isn't working.
6. I really don't like pizza.
8. The fruit in that painting is so colorful.
10. Did you order the pizza yet?
12. That salad with tomatoes looks good.

## A.2 • Speaker 2

2. She's at the playground with her son.
4. She has her hand on the boy's shoulder.
6. Why don't you hang that picture up in the dining room?

## A.3 • Speaker 2

2. You eat this with a fork.
4. It is usually cold.
6. This is made in an oven.
8. It can be served on a plate or in a bowl.
10. This has lettuce and vegetables in it.
12. I don't feel like having soup today.  
Let's order pizza.
14. My mom likes salad for lunch, but she hates tomatoes, so I guess she'll want the soup.

## B • Speaker 2

2. *F: Would you like to go shopping with me tomorrow?*  
*M: Where are you going?*  
*F: That new electronics store; I want to look at cameras. I really need a new one.*


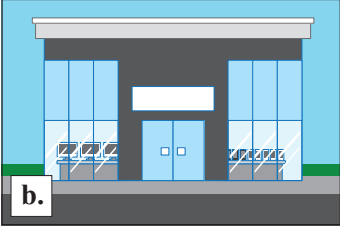







What does the woman want?

4. *F: How's your mom's new car?*  
*M: Oh, she loves it. She always wanted a red one.*

What does she have?

### A. Listen and recognize vocabulary





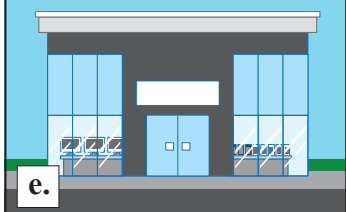

1. You will hear one sentence for each item, 1-12 below. Each sentence has one of the vocabulary words shown below. Choose a picture for the word you hear and write the letter of the correct answer. There is only one correct answer; answers can be used more than once. You will hear each sentence twice.

 a.	 b.	 c.
 d.	 e.	 f.
 g.	 h.	 i.

Answers:

1. \_\_\_\_\_
2. \_\_\_\_\_
3. \_\_\_\_\_
4. \_\_\_\_\_
5. \_\_\_\_\_
6. \_\_\_\_\_
7. \_\_\_\_\_
8. \_\_\_\_\_
9. \_\_\_\_\_
10. \_\_\_\_\_
11. \_\_\_\_\_
12. \_\_\_\_\_




2. You will hear a sentence for each item, 1-6 below. Each sentence talks about something in one of the pictures; choose the picture that best matches each sentence. Write the letter of the correct answer.

 a.	 b.	 c.
 d.	 e.	 f.

Answers:

1. \_\_\_\_\_
2. \_\_\_\_\_
3. \_\_\_\_\_
4. \_\_\_\_\_
5. \_\_\_\_\_
6. \_\_\_\_\_


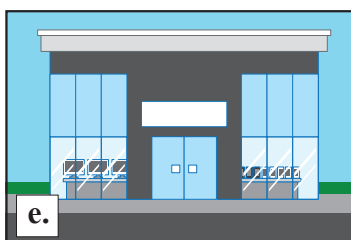
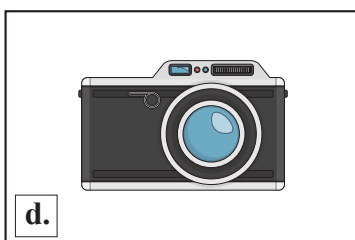


3. You will hear a description or detail about one of the pictures below. Answer the question for each, based on what you hear. Write a check mark (✓) in the correct column.

	A.	B.	C.
			
a) What is the speaker talking about?			
1.			
2.			
3.			
4.			
5.			
6.			
7.			
8.			
9.			
10.			
b) What does the speaker want?			
11.			
12.			
c) What should she order?			
13.			
14.			



## B. Listening for details

Listen to the conversations between two people. Choose the picture that answers the question. Write the letter of the correct answer.



1. What are they looking at?

2. What does the woman want?

3. What does she prefer to do?

4. What does she have?

5. What will she do later?